




A COMPLETE PHONICS RESOURCE
TO SUPPORT CHILDREN

**Teach reading:
change lives**

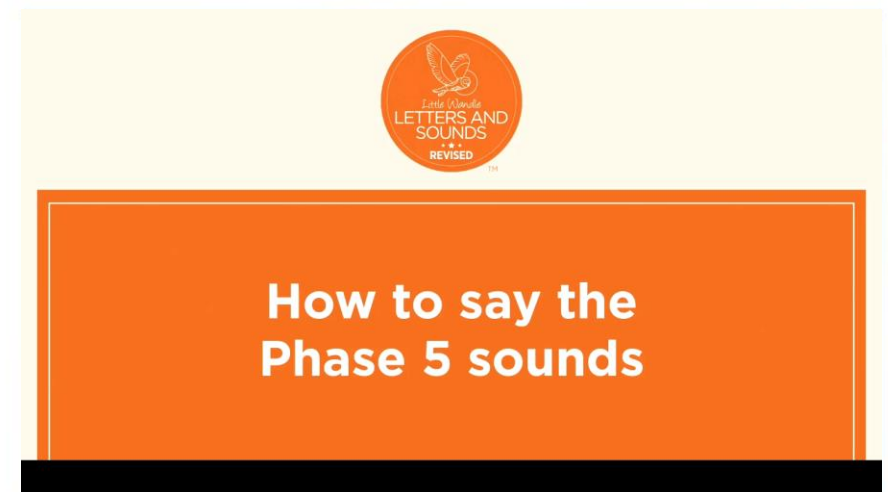
Parent workshop: Rapid Catch-up



What your child been taught so far

Your child has been taught all Phase 5. They know:

- new graphemes for the Phase 2 and 3 sounds
- that the same grapheme can have alternative pronunciations.



How we teach Phase 5



What your child been taught so far

Children will be able to:

- blend independently
- blend in their heads with increasing fluency and confidence
- start to distinguish between different phonemes/graphemes.

Our school has chosen *Little Wandle Letters and Sounds* as our phonics programme to teach early reading and spelling.



Our school is using *Little Wandle Rapid Catch-up Programme* to support pupils not currently reading at age-related expectations in Year 2 and above. The programme has a fast pace, so the children can access the curriculum and enjoy reading as soon as possible.



Supporting all children

- Children who are being taught using the Rapid Catch-up programme may have previously struggled with phonics or reading.
- You can support them at home by practising reading and by sharing books and other texts with them.



Terminology



phoneme

grapheme

digraph

trigraph

split vowel digraph

blend

segment



Rapid Catch-up progression

Rapid Catch-up progression and overview

Programme progression

The aim of the Rapid Catch-up programme is to rapidly teach children to read. Below is an overview of the GPCs and tricky words covered in each phase of the programme.

Phase 2

Length of teaching: four weeks	
New GPCs covered	Week 1 s a t p i n m d
	Week 2 g o c k c k e u r h
	Week 3 b l l f f s s j v w y x z z z
	Week 4 q u c h s h t h n g n k
Tricky words taught	and is l the as put* pull* full* her his has no go to into we me be he of she push* *depending on accent

Phase 3

Length of teaching: four weeks	
New GPCs covered	Week 1 ai ee igh oa oo ar
	Week 2 oo or ur ow oi ear
	Week 3 air er double letters
	Week 4 longer words and suffixes -ing and -es
Tricky words taught	was you they my by all are pure sure

Phase 4

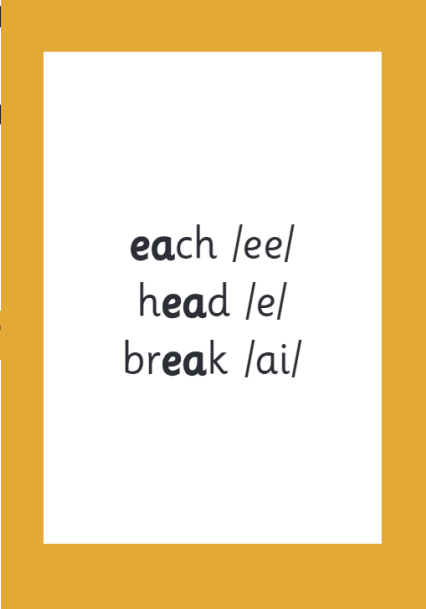

Length of teaching: four weeks	
Word types covered	Week 1 Adjacent consonants with short vowels
	Week 2 Adjacent consonants with long vowels
	Week 3 Suffixes: -ed /t/, -ed /id/, -ed /d/, -ing, -er, -est
	Week 4 Two-syllable words with adjacent consonants Compound words and multi-syllable words with adjacent consonants
Tricky words taught	said so have like some come love do were here little says there when what one out today

Phase 5

Length of teaching: 14 weeks		
New GPCs covered	Week 1 /ai/ ay play /ow/ ou cloud /oi/ oy toy	/ee/ ea each /ur/ ir bird /oo/ ue blue /yoo/ ue rescue
	Week 2 /yoo/ u unicorn /igh/ ie pie /igh/ i tiger	/oa/ o go /ai/ a paper /ee/ e he
	Week 3 /oa/ o-e home /ai/ a-e shake /ee/ e-e these	/igh/i-e time /oo/ /yoo/ u-e rude cute /oo/ /yoo/ ew chew new
	Week 4 /or/ aw claw /ee/ ie shield /ee/ y funny	/e/ ea head /w/ wh wheel /igh/ y fly
	Week 5 /oa/ oe toe /oa/ ou shoulder /oa/ ow snow	/j/ g giant /f/ ph phone /s/ c ice
	Week 6 /l/ le apple /l/ al metal /v/ ve give	/u/ o-e some /u/ o mother /u/ ou young
	Week 7 /z/ se cheese /s/ se mouse /s/ ce fence	/ee/ ey donkey /oo/ ui fruit /oo/ ou soup
	Week 8 /ur/ or word /oo/ u awful /oo/ oul could	/air/ are share /air/ ear bear /air/ ere there
	Week 9 /or/ au author /or/ aur dinosaur /or/ oor floor	/or/ al walk /or/ a water /ch/ tch match /ch/ ture adventure
	Week 10 /ar/ al half /ar/ a father* /o/ a want	/ur/ ear learn /r/ wr wrist /z/ ze freeze
	Week 11 /s/ st whistle /s/ sc science /c/ ch school /sh/ ch chef	schwa in longer words schwa at the end of words (-or, -our, -re, -a)
	Week 12 /ai/ eigh eight /ai/ aigh straight /ai/ ey grey /ai/ ea break	/r/ kn knee /r/ gn gnaw /m/ mb thumb
	Week 13 /ear/ ere here /ear/ eer deer /zh/ su treasure /zh/ si vision	/j/ dge bridge /j/ ge large /i/ y crystal
	Week 14 /sh/ ti potion /sh/ ssi mission /sh/ si mansion /sh/ ci delicious	/or/ augh daughter /or/ our your /or/ oar roar /or/ ore more
Tricky words taught	their people oh your Mr Mrs Ms ask could would should our house mouse water want again any many where who whole two school call different thought through friend work once laugh because eye busy beautiful pretty hour parents shoe move improve	





How we make learning stick



Timetabling



Day 1	20-minute phonics lessons
Day 2	20-minute phonics lessons
Day 3	20-minute Reading practice session



All the different ways to write the phoneme
/sh/:



shell

captshion

chef

mansshion

specshial

passshion



Tricky words



Reading a book at the right level



This means that your child should:

- know all the sounds and tricky words in their phonics book well
- read many of the words by silent blending (in their head) – their reading will be automatic
- only need to stop and sound out about 5% of the words by the time they bring the book home – but they should be able to do this on their own.

Phase 3 GPCs and words

ai	ee	igh	oa	oo
ar	oo	or	ur	ow
oi	ear	air	er	

wait	feel	tight	coat
food	hard	wood	born
hurt	down	join	near
pair	hammer	puppet	rubbish
helmet	morning	garden	fishes
lightning	rooftop		




Aiming for fluency – this takes practice!



The most important thing you can do is read with your child



- Your child should be able to read their book without your help.
- If they can't read a word, encourage them to sound and blend.
- If they still can't read it, read the word to them.
- Talk about the book and celebrate their success.

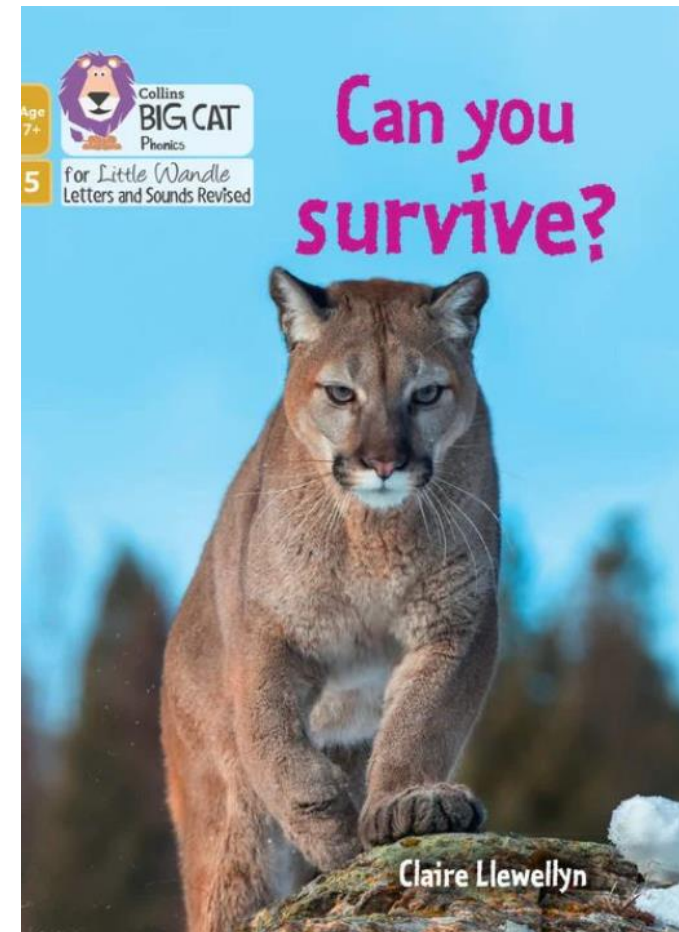


Read to your child




The shared book is for YOU to read:

- Make the story sound as exciting as you can by changing your voice.
- Talk with your child as much as you can:
 - Introduce new and exciting language.
 - Encourage your child to use new vocabulary.
 - Make up sentences together.
 - Find different words to use.
 - Describe things you see.



After Rapid Catch-up

- Your child will then progress onto reading colour banded books.
- The first level after the Little Wandle phonics programme is Turquoise.
- These book can be borrowed and exchanged in the classroom on any day.
- *Year 2: Bridge to Spelling*
- *Year 3: Spelling Shed*





Guided Reading

- As well as phonics sessions, all children participate in class guided reading lessons.
- These sessions focus on developing children's reading fluency.
- Children practice reading with expression through:
 - Echo reading
 - Choral reading
 - Paired reading





Thank you for
listening

