

Reception Newsletter – Summer 1 2024

Topic this term - 'Traditional Tales'

Our topic for this half term is "Traditional Tales". Over the next six weeks we will read 'The Three Little Pigs', 'Jack and the Beanstalk', 'Rapunzel', 'The Three Billy Goats Gruff', 'Little Red Riding Hood' and 'Goldilocks and the Three Bears'.

The classrooms will be set up each week to reflect the new story and there will be learning opportunities linked to each area of learning.

We will learn to retell stories and recognise repeated phrases. The children will be asked to identify similarities and differences between the stories. They will draw pictures and start to rewrite parts of the story. They will be encouraged to make models in the art and construction area to support their understanding of each book.

On the week beginning 22nd May we will start the story Rapunzel and each child will complete a series of challenges to create a story box. If you have any shoe boxes at home, we would be very grateful for them.

Reading and writing

Revise all Phase 2 and 3 qu, th, sh, ch, ng, nk, ai, ee, igh, oa, oo/ oo, or, ur, er, ow, oi, ear, air. Recognise that when there are two letters the same in a word, they are read as one sound, ss, ll, ff, dd, mm as in 'ladder'.	Form lower-case letters correctly and begin to use capital letters to start a sentence and for names.
Blend phonemes to read words including digraphs, such as week, w-ee-k, boat, b-oa-t, night, n-igh-t.	Spell words by identifying the sounds and then writing the sound with letter/s.
Read tricky words, which are words that do not follow the pattern of what has been taught so far in phonics.	Write short sentences with words with known sound-letter correspondences.

Maths







Topics we will be learning about this half term.















Building numbers beyond 10	Adding more	Answering questions such as: What shape will you start with? Which shapes will you need? Which shape will fit here? Will that shape fit? What will your design be?
Counting patterns beyond 10	Taking away	
Spatial reasoning – matching, rotating and manipulating shapes, use of positional language	Decomposing and composing shape images	

We look forward to another successful half term!
Reception Team

Vocabulary List

Once upon a time... First Then Next After that Finally Happily ever after				
	Topic-General vocabulary		Topic- Specific vocabulary	Maths vocabulary
	pigs wolf	straw sticks bricks farmer building	Big Bad Wolf huff puff plan chimney boiling	subitising (guessing how many using your eyes) compare order count
	baby girl witch tower hair prince	forest climb	Rapunzel thorn bush tears blind wicked golden hair	sort match same different tens frame
	mum cow seed plant grow		Jack Beanstalk Giant axe magic harp golden egg	estimate smallest largest predict How many does it hold?
	goats bridge grass evil small medium sized large		horns hooves troll butt trip, trap	turn rotate fit next to behind in front on top underneath
	bears house small medium big	large bowl chair bed	Goldilocks cottage porridge woods oven	recreate create design
	wolf grandmother woods flowers		Little Red Riding Hood woodcutter cottage basket	

Grapheme and mnemonic	
 qu qu	
 ch ch	
 sh sh	
 th th	
 ng ng	
 nk nk	

Catchphrase	Grapheme	Catchphrase	Grapheme
 tail in the rain	ai	 sheep in a jeep	ee
 a light in the night	igh	 soap that goat	oa
 zoom to the moon	oo	 hook a book	oo
 march in the dark	ar	 born with a horn	or
 curl the fur	ur	 wow owl	ow
 boing boing	oi	 get near to hear	ear
 chair in the air	air	 a bigger digger	er

Tricky words – Phase 2 and 3

Reminder - These are in your book bag. Please continue to practise recognising and spelling these tricky words.

is	I	the	put	pull
full	and	as	has	his
go	no	to	into	she
push	he	of	we	me
be	was	you	they	my
by	all	are	sure	pure

